


# CITIZEN TECHNICAL INFORMATION



CITIZEN WATCH CO., LTD.



# **CONTENTS**

**■ HOW TO UTILIZE CITIZEN  
TECHNICAL INFORMATION**

**■ CONTENTS OF CITIZEN  
TECHNICAL INFORMATION**

# HOW TO UTILIZE CITIZEN TECHNICAL INFORMATION

## 1. How to look up "CONTENTS OF CITIZEN TECHNICAL INFORMATION"

"CONTENTS OF CITIZEN TECHNICAL INFORMATION" is largely classified into the following 3 divisions and each is provided with an index. When looking up an item you are to consult, first of all, select the division under and find out its INDEX NUMBER.

The INDEX NUMBERS (For example C-3, 5-6, 72, T-4) are provided for each item and they are to be indicated at the bottom of each page.

- WATCHCASE
  - (1) COMMON ITEMS ON CITIZEN WATCHCASES
  - (2) STRUCTURES OF CITIZEN WATCHCASES
- WATCH MOVEMENT
  - (1) COMMON ITEMS ON CITIZEN WATCH MOVEMENTS
  - (2) GUIDE OF CALIBER NUMBERS
  - (3) LADIES' MOVEMENTS
  - (4) GENTS' MOVEMENTS
- APPARATUS AND TOOL

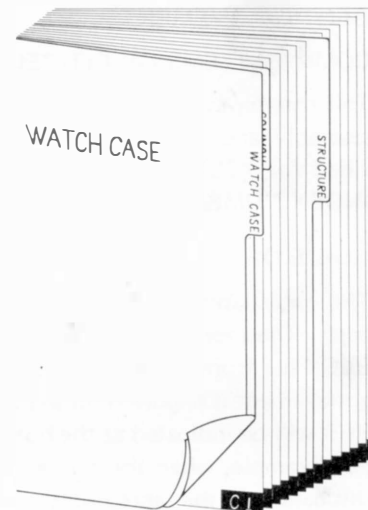


Fig. 1

## 2. How to look up to "WATCHCASE" division

### 2-1 COMMON ITEMS ON CITIZEN WATCHCASES

This chapter explains the mechanisms and handling methods which can be used in common for the disassembly, assembly and repair of Citizen watchcases. Obtain the INDEX NUMBER (C-1, C-2 C-6) of the item from the table of contents and look up the necessary item you wish to consult.

### 2-2 STRUCTURES OF CITIZEN WATCHCASES

In this chapter the Parawater watchcases of Citizen watches are classified according to their structures and the structures, disassembly and assembly of each is explained.

In the watchcase structure column, you will find the INDEX NUMBERS (S-1, S-2 . . . S-14) listed according to structure classifications so look up the necessary item you wish to consult from the INDEX NUMBER.

- a. In case there is a reference mark which indicates the waterresistant structure of the watchcase engraved on the case back of the watchcase (Mainly for watchcases that adopt a crystal glass), look for the required item after referring to the "SYMBOLS INDICATED ON CASE BACKS" in the common items on Citizen watchcases chapter.
- b. When there is no reference mark which indicates the waterresistant structure of the watchcase engraved on the case back of the watchcase (Mainly for watchcases that adopt a plastic glass), look up the necessary item after referring to "LIST OF CITIZEN PARAWATER WATCHCASES" or the exploded view, cross sectional view, e-  
tc., shown in the first page of each item.



Fig. 2

### 3. How to look up the "WATCH MOVEMENT" division

The explanation on watch movements is classified into 4 chapters:

- COMMON ITEMS ON CITIZEN WATCH MOVEMENTS
- GUIDE OF CALIBER NUMBERS
- LADIES' MOVEMENTS
- GENTS' MOVEMENTS

#### 3-1 COMMON ITEMS ON CITIZEN WATCH MOVEMENTS

This chapter explains the mechanism and handling methods which can be used in common for the disassembly, assembly and repair of all Citizen watch movements. The INDEX NUMBERS (M-1, M-2 . . . . M-7) is provided for "COMMON ITEMS ON CITIZEN WATCH MOVEMENT" so look up the necessary item from the INDEX NUMBERS.

#### 3-2 GUIDE OF CALIBER NUMBERS

The explanation on movement is mainly listed in the representative CALIBER NUMBER which forms the basic. Therefore, the representative CALIBER NUMBER is looked up on the "GUIDE OF CALIBER NUMBER" list from the caliber number of the movement which you wish to consult. The CALIBER NUMBER of a movement is engraved on the plate near the balance or the escape wheel. The representative CALIBER NUMBER will be indicated at the bottom of each page as the INDEX NUMBER.

For example, when the caliber number engraved on the plate is 6900, you will find the explanations made for this caliber in the representative caliber number 66 series for ladies' movement.

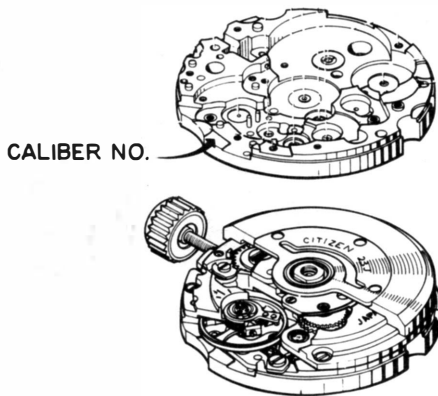


Fig. 3

LADIES'		
	CAL.No.	BASIC CAL.No.
0	011*	01**
6	690*	66**

Fig. 4

#### 3-3 LADIES' MOVEMENTS

This chapter explains the techniques which are necessary for repair of Citizen representative movements for ladies' such as characteristics, structures, disassembly, assembly, lubrication, etc. Look up the representative caliber number from the caliber number of the watch you wish to consult the ladies movement.

#### 3-4 GENTS' MOVEMENTS

This chapter explains the techniques which are necessary for repair of Citizen various gent's movements with different functions such as characteristics, structures, disassembly, assembly, lubrication, etc. Look up the representative caliber number from the caliber number of the watch you wish to consult the gent's movement.

### 4. APPARATUS AND TOOL

This chapter explains the repairing tools, oils, testing instruments, etc., which are used when disassembling, assembling and adjusting watchcases and movements. In each item, you will find the INDEX NUMBER (T-1, T-2, . . . . T-10) so look up the necessary item from the INDEX NUMBERS.

### 5. SUPPLEMENTARY SHEETS

We intend to supplement and issue new technical informations which will become necessary as new products are marketed. Since the supplement informations can be classified by items, you will be able to file them according to the INDEX NUMBER.

## FOREWORD

It is indeed our pleasure to inform you that we have prepared the long-awaited "Technical Information for Citizen Wristwatches".

This Technical Information clearly explains the techniques which are necessary for handling Citizen wristwatches and will be of use for repairing. These techniques include items in common such as the Parashock, Profix devices, cleaning of parts, how to check the mean daily rate, etc., and special devices; the disassembly and assembly methods of parawater watchcases; disassembly, assembly and oiling of movements according to caliber numbers and so on.

We hope that you will careful read through the following chapters such as "How to Use the Technical Information" and others and make practical applications in repairing.

CITIZEN TRADING CO., LTD.

Sole Distributor for

CITIZEN WATCH CO., LTD.

Tokyo, Japan

# CONTENTS OF CITIZEN TECHNICAL INFORMATION

## ■ WATCHCASE

1 COMMON ITEMS ON CITIZEN WATCHCASES	INDEX NO.
• SYMBOLS INDICATED ON CASE BACKS.....	C1
• STRUCTURES OF CITIZEN PARAWATER CASE BACKS.....	C2
• STRUCTURES OF REGISTER RINGS.....	C3
• ADHESIVE AGENTS FOR REPAIRING PURPOSE.....	C4
• TYPES OF SETTING LEVERS.....	C5
• TROUBLE SHOOTING CHART FOR PARAWATER WATCHCHSES...	C6
2 STRUCTURES OF CITIZEN WATCHCASES	
• LIST OF CITIZEN PARAWATER WATCHCASES.....	S1
• FRICTION BEZEL—SCREW BACK TYPE.....	S2
• TENSION RING—SCREW BACK TYPE.....	S3
• OVAL TENSION RING—SCREW BACK TYPE.....	S4
• SQUARE FLANGE 1—ONE-PIECE TYPE.....	S5
• SQUARE FLANGE 2—ONE-PIECE TYPE.....	S6
• CRYSTAL GLASS WITH METAL RING GA-1—SCREW BACK TYPE..	S7
• CRYSTAL GLASS GA-2—SCREW BACK TYPE.....	S8
• CRYSTAL GLASS GA-2—ONE-PIECE TYPE.....	S9
• CRYSTAL GLASS WITH METAL RING GN OR GN-1—SCREW BACK TYPE.....	S10
• CRYSTAL GLASS GN-2—SCREW BACK TYPE.....	S11
• CRYSTAL GLASS GN-3—SCREW BACK TYPE.....	S12
• OVAL CRYSTAL GLASS GN-3—SCREW BACK TYPE.....	S13
• OVAL CRYSTAL GLASS GN-4 OR GN-4W—SCREW BACK TYPE....	S14

## ■ WATCH MOVEMENT

1 COMMON ITEMS ON CITIZEN WATCH MOVEMENTS	
• PARASHOCK PROFIX CITIZEN UNBREAKABLE MAINSPRING.....	M1

	INDEX NO
• OUT-OF-BEAT CORRECTING DEVICE.....	M2
• SECOND HAND STOPPING DEVICE.....	M3
• REGULATING DEVICE FOR FINE ADJUSTMENT.....	M4
• OILING INSTRUCTION.....	M5
• CLEANING INSTRUCTION.....	M6
• TROUBLE SHOOTING CHART FOR WATCH MOVEMENTS.....	M7

## 2 GUIDE OF CALIBER NUMBER

### 3 MOVEMENTS FOR LADIES'

• 01 SERIES.....	01
• 61 SERIES.....	61
• 66 SERIES.....	66
• 67 SERIES.....	67

### 4 MOVEMENTS FOR GENTS'

• 02 SERIES.....	02
• 08 SERIES.....	08
• 52 SREIES.....	52
• 65 SERIES.....	65
• 72 SERIES.....	72
• 98 SERIES.....	98

## ■ APPARATUS AND TOOL

• CITIZEN MULTI-PURPOSE WATCHCASE OPENER.....	T1
• CITIZEN TENSION RING OPENER.....	T2
• CITIZEN O-RING SETTER.....	T3
• CITIZEN MULTI-TESTER (TH-L33C).....	T4
• CITIZEN WATCH OIL.....	T5
• CITIZEN OVAL BEZEL SETTER.....	T6
• TOOL KIT FOR X-8	
CITIZEN OSCILLATING WEIGHT DRIVER.....	T7
• TIMING MACHINE.....	T8
• ULTRASONIC CLEANING MACHINE.....	T9
• PARAWATER TESTER.....	T10

# FOREWORD

As you know, Citizen Watch Company is at present building up its service set-up steadily in Hong Kong, Australia, Mexico, Panama, West Germany, Italy etc. Citizen doesn't regard this service as only "an act of helpful activities" but classifies it into 1) Pre-service to the markets and 2) After-sales service to the markets, macroscopically in the marketing activities.

This is further divided as follows;

- \* Repairing service
- \* Supply of replacement parts
- \* Technical service (including claim disposal)

We, with the purpose of putting the above-mentioned fully into practice, have backed up our distributors continually such as;

- \* Recommendation or sales of repairing tools and jigs
- \* Speedy supply of replacement parts and distribution of parts catalogues
- \* Distribution of technical information
- \* Technical guidance

We have just completed CITIZEN TECHNICAL INFORMATION so that you can understand well the characteristics of Citizen wrist watches and fully utilize the knowledge for after-sales-servicing.

We do believe this TECHNICAL INFORMATION is useful to you, and Citizen wrist watches repaired by you will run accurately for a long time, to the customers satisfaction.

Meanwhile, revisions of or supplements to this TECHNICAL INFORMATION will be made as necessity arises.

**CITIZEN TRADING CO., LTD.**

*Sole Distributor for*

**CITIZEN WATCH CO., LTD.**

*Tokyo, Japan*